

## Google Classroom

We will be using google classroom as one of our methods to provide children with work. Google Classroom is a free web service, developed by Google for schools, that aims to simplify creating, distributing, and grading assignments in a paperless way.

Google Classroom combines Google Drive for assignment creation and distribution, Google Docs, Sheets and Slides for writing, Gmail for communication, and Google Calendar for scheduling. Children have been invited to join a class through a private code and have had this process explain and shown to them. Children will be able to attach assignments, share files from other apps, and access information offline. Teachers can monitor the progress for each student.

There are many tutorial resources available through Google and on YouTube. I have inserted a link below of a helpful video for getting started. You can also find this video by searching 'google classroom student tutorial'.

<https://www.youtube.com/watch?v=xfgqtCi7hdo>

### Downloading Google Classroom App for Tablet (iPad/Android)

1) Go to app store on device

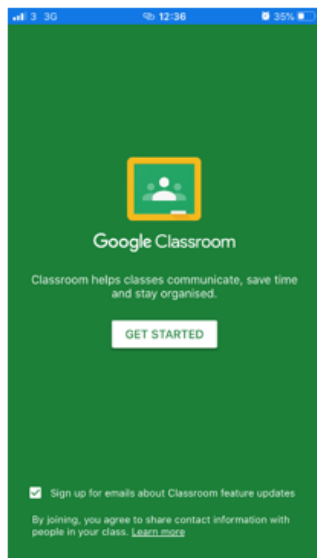
2) Search for Google Classroom



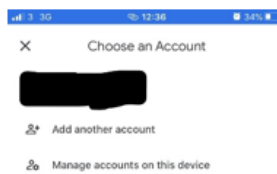
3) Download Google Classroom

4) Open app

5) select get started



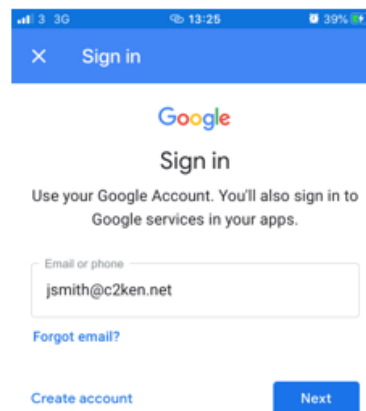
6) When prompted select add another account




7) Next, type in your school email and password (using the next button)

Example John Smith

Email: `jsmith@c2ken.net`

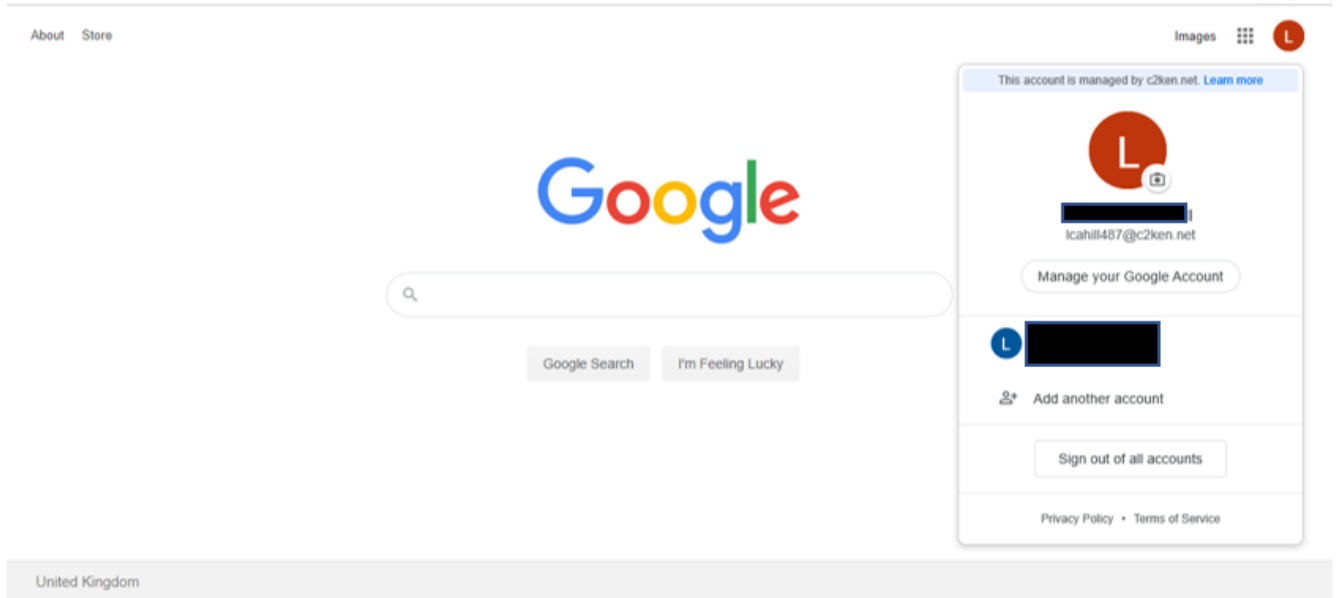


8) In addition to the google classroom app, you will also need to download **Google Docs, Sheets, Slides and Google drive**. These are available to download for free in the app store.



## Web Browser/Internet Explorer

- 1) In your internet/web browser, go to google.co.uk
- 2) Go to the top right in your browser window and select the circular icon (mine has an L)
- 3) Select 'add another account'
- 4) You will be brought through to step 7 (**Downloading Google Classroom App for Tablet (iPad/Android)**). Follow this step.



- 5) Once you have logged in you can find google classroom by going to the waffle icon (grid or squares) at the top right.

